


Yard Games



Kit Materials:

- Lesson Plan
- Instruction Card for each game
- Badminton (2 poles, 1 net, 4 stakes, 4 racquets, 1 shuttle, 1 Doink-it™)
- Bocce (1 Jack, 8 Bocce balls, 1 Throw Line)
- Croquet (4 Mallets, 4 Balls, 9 wickets, 2 stakes)
- Disc Curling (12 Discs, 1 Target, 8 Stakes, 1 Throw line)
- Kubb (1 King, 6 Batons, 10 Kubbs, 4 Stakes)
- Ladder Golf (12 Bolas, 4 Ladder Sides, 4 Ladder Feet, 6 Ladder rungs, 8 Dial Screws)

EVENING ACTIVITY QUICK REFERENCE GUIDE



1
Your liaison will set the games up. Familiarize yourself with each game, its equipment, and how it is played.

2
*Good sportsmanship is:
Playing Fair
Not trash talking
Being polite
Not being rough
Using equipment properly*

When the students arrive set up fair play guidelines and establish what is meant by good sportsmanship.




3
Introduce the students to each game and its equipment. Emphasize treating the equipment with respect.




4
Help the students to pick partners, groups, or teams. Establish a way to rotate between games.



5
Be available to help explain rules and settle conflicts. Monitor for safety, proper equipment use and sportsmanship.



6
Help the students to rotate to a new game every fifteen minutes. Encourage students to read the instructions aloud.



7
Encourage and assist students in searching for any equipment that becomes "lost".

8
*Outcomes:
Kubb is my favorite
Ladder golf is tricky
Playing outside is fun
It's better when people play fair*

At the end of the evening lead a discussion to process how the games went.



9
Have the students assist with gathering, counting, and returning all the equipment to its proper storage place.

If anything was broken or missing, or if any of the supplies were low or were used up, please let your liaison know. Thank you for your assistance.