

# Know Your Bluff Stuff



## Equipment:

- Team
- Chalkboards (5)
- Chalk (1 box)
- Team Erasers (5)
- Minute Timer (1)
- Digital Timer (1)
- Question Page
- Binder
- Puzzle Pieces (20)
- Lesson Plan

# EVENING ACTIVITY QUICK REFERENCE GUIDE



As students arrive hand out a puzzle piece to each student. The puzzle colors will determine the teams.



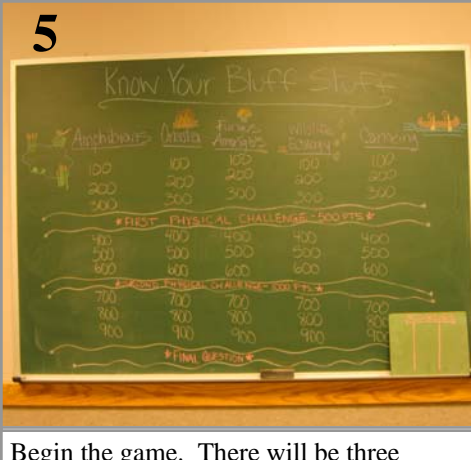
Have students race putting their puzzles together. The team that completes theirs first chooses question and category first.




Have teams choose a name. Teams will compete based on what they have learned in their Eagle Bluff classes.



Discuss good sportsmanship and have students brainstorm ideas of how to behave throughout the evening.



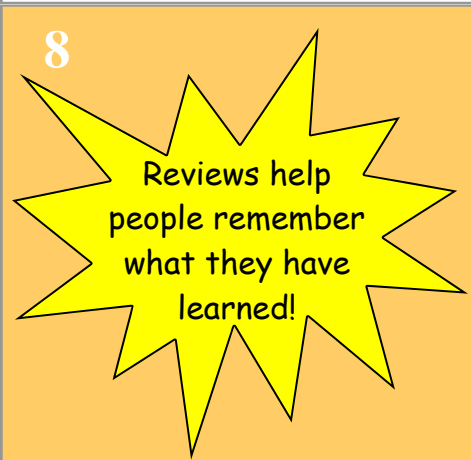
Begin the game. There will be three question rounds with a physical challenge between each round, and a final question to wager on at the end.



The first physical challenge requires teams to line up alphabetically by middle name without talking.



The second physical challenge requires teams to transport a piece of chalk to the front of the room without using hands.



Conclude with a discussion on what the Ultimate Grand Prize is and review some of the difficult or missed questions.



Return all questions to the question binder. Wash off the chalkboard and return all the props back to the tub.

**If anything was broken or missing, or if any of the supplies were low or were used up, please let your liaison know. Thank you for your assistance.**